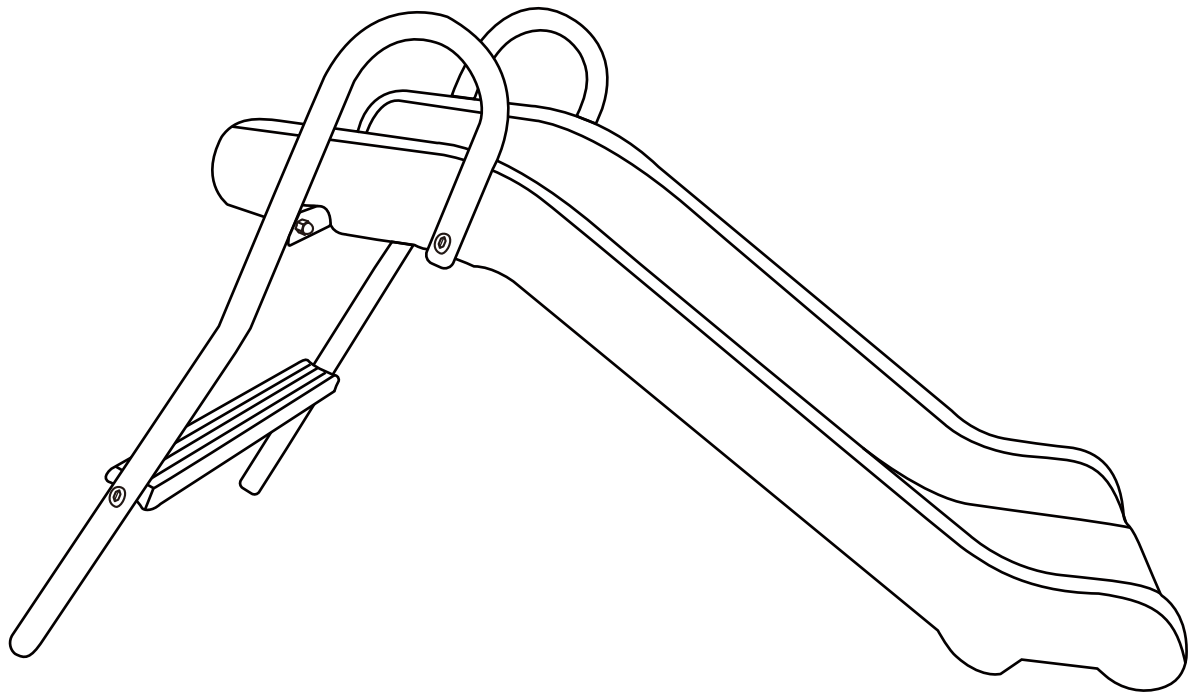


3FT(0.9M) SLIDE

USER AND ASSEMBLY MANUAL



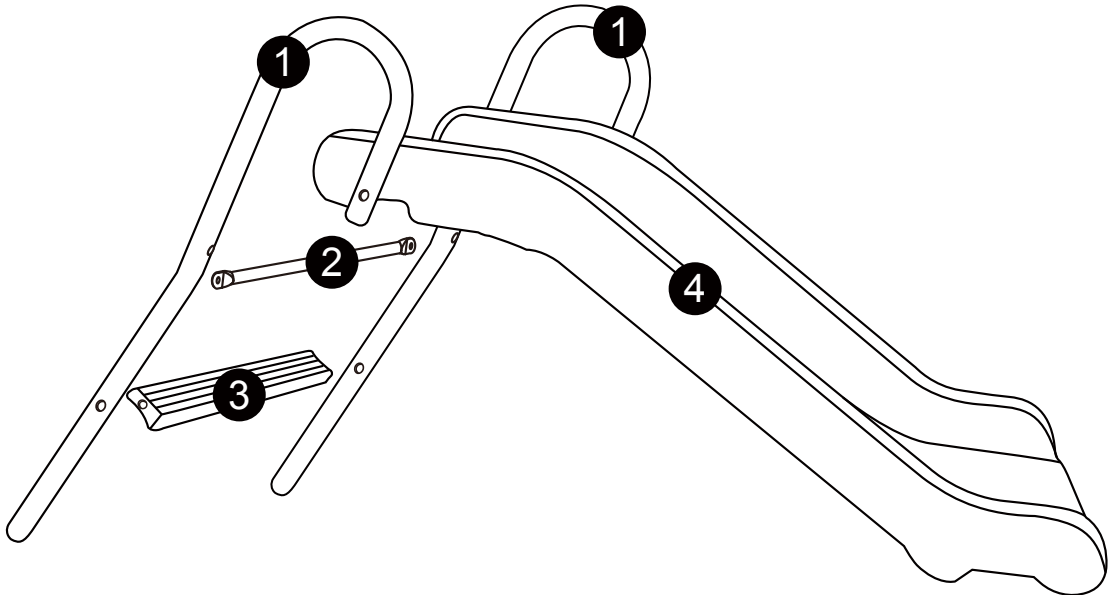
Tips : It will take 2 people around 30 mins to assemble this product.



WARNINGS!



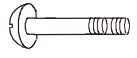
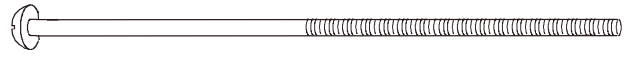






- Misuse and abuse of this product can result in injury.
- Read instructions before assembly or using this product. Retain Instructions.
- Always inspect product before use, checking for worn, defective or missing parts.
- Suitable for age 3-6 years. Max user weight 25 kg.
- No more than one child at a time.
- Adult supervision required at all times.
- Only for outdoor and domestic use.
- Before you start assembly, please check all parts are included. If any parts are missing or you need advice, please contact Customer Services: by email warranty@sportspower.biz, by phone (+44) 0330 0904 420 or visit www.sportspowerfit4kids.com



NO.	PART LIST	QTY
1	HANDLE ARCH	2
2	SLIDE SUPPORT	1
3	LADDER STEPPER	1
4	SLIDE	1

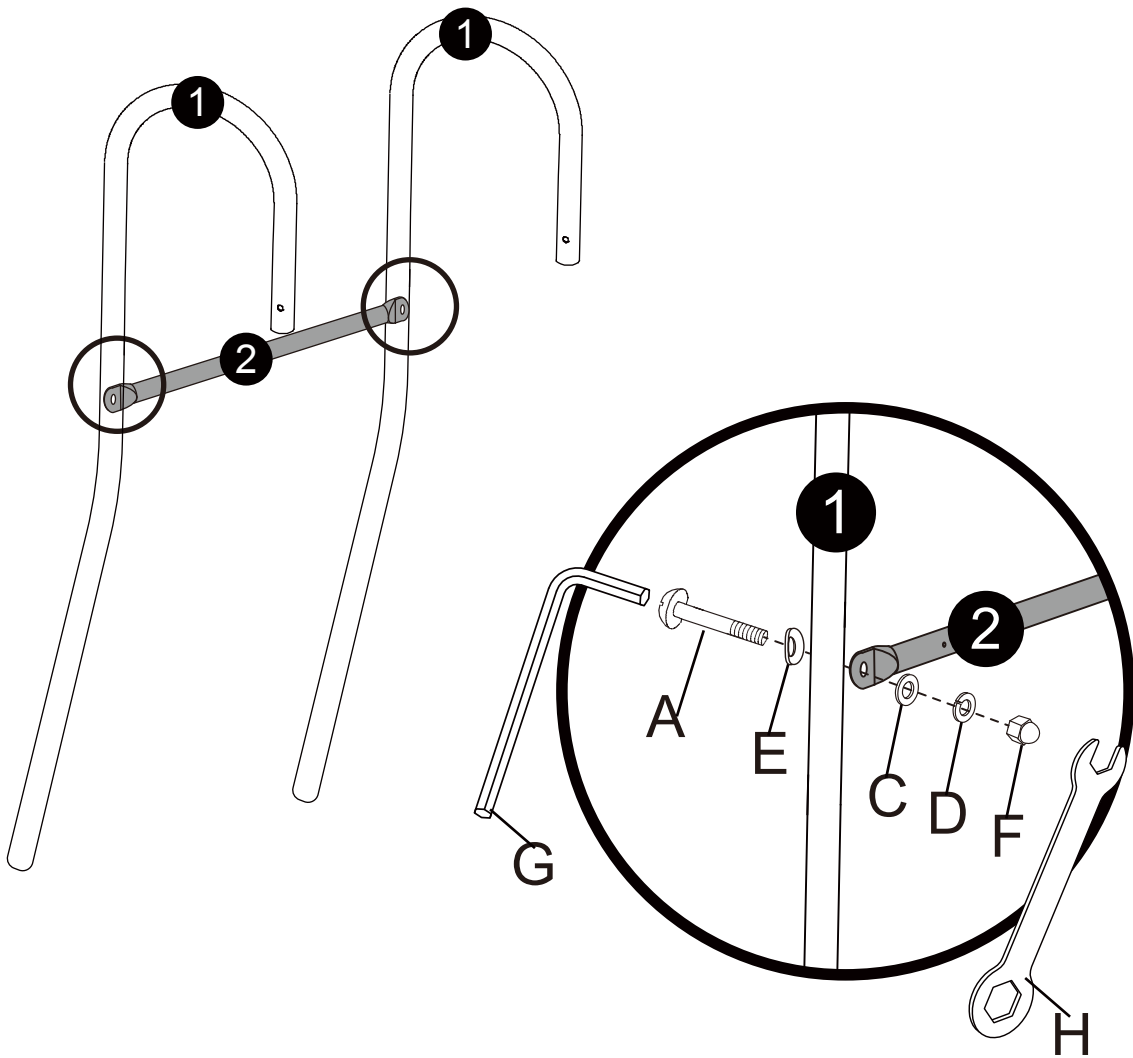
For faulty or missing parts please contact customer services: call (+44) 0330 0904 420, Email warranty@sportspower.biz or visit www.sportspowerfit4kids.com





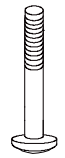
contents

<p>A x4 (M6x35mm)</p> 	<p>B x2 (M6x110mm)</p> 		
<p>C x4 (Φ6.5x13mm)</p> 	<p>D x6 (Φ6.5x10mm)</p> 	<p>E x4 (M6)</p> 	<p>F x6 (M6)</p> 
<p>G x1 (4mm)</p> 		<p>H x1 (10&13mm)</p> 	

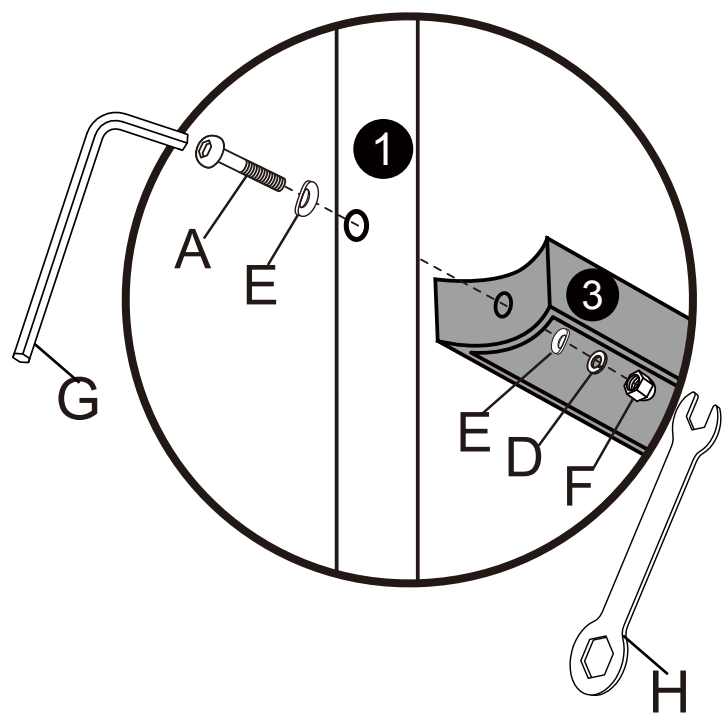
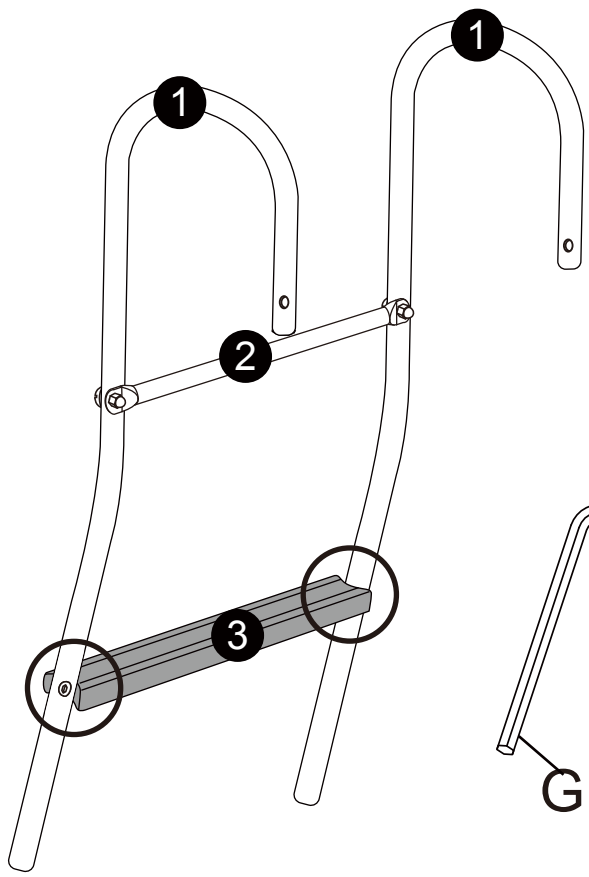
For faulty or missing parts please contact customer services: call (+44) 0330 0904 420, Email warranty@sportspower.biz or visit www.sportspowerfit4kids.com




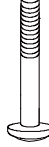
step 1



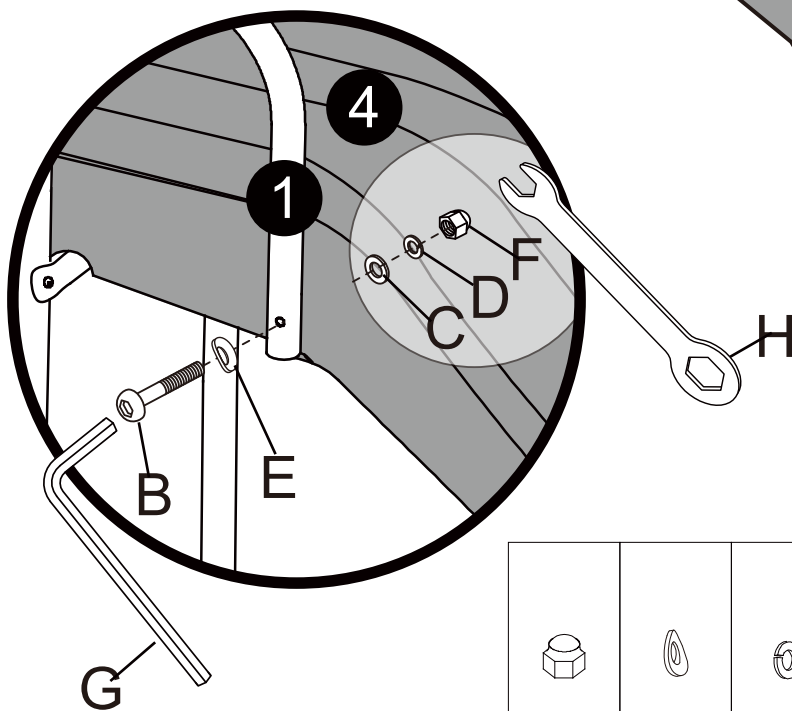
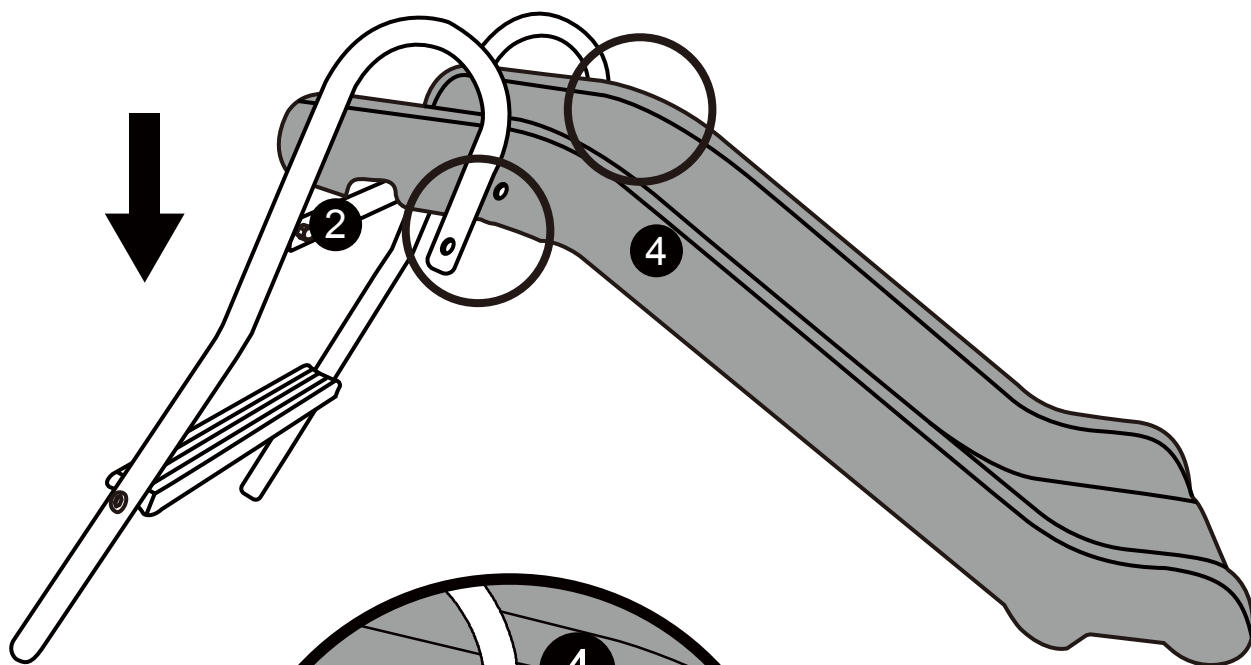
				
x2	x2	x2	x2	x2
F	E	D	C	A





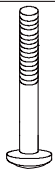
step 2



			
x2	x2	x4	x2
F	D	E	A

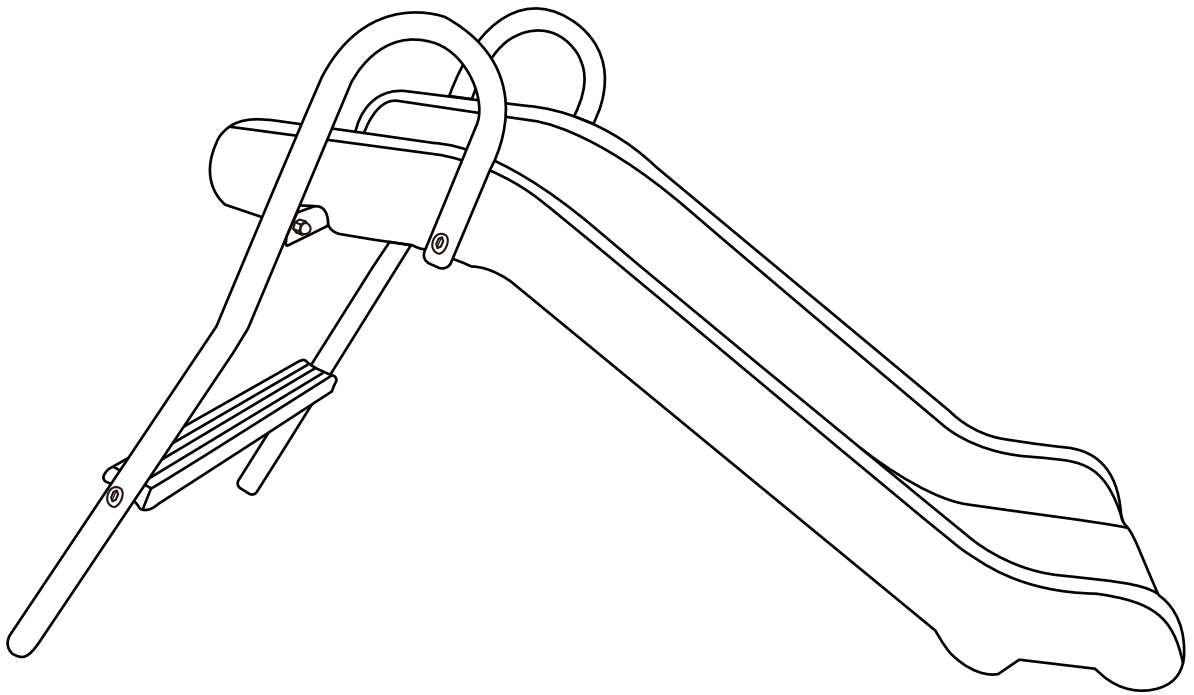
step 3



				
x2	x2	x2	x2	x2
F	E	D	C	B

assembly

step 4





Warning

TOP TIPS BEFORE YOU START

1. Please check that all parts are present before you start the assembly of your unit, as once assembled, the unit is exempt from our home approval policy.
2. For ease and speed of assembly, we recommend that before you commence each step of assembly, you should identify all the parts required for that step.
3. For larger items, please ensure that you have sufficient space and people (as indicated on page 1) to assemble your product safely.
4. During assembly please take care not to over-tighten any fittings, as this may damage the product.
5. Please retain these instructions for future reference.

ASSEMBLY

Adult assembly required. Warning! Choking hazard - This item is not suitable for children under 3 years due to small parts. Care should be taken to ensure small children do not have access to parts when assembling. Please follow instruction for assembly given and keep for future reference. Failure to assemble and maintain this item as instructed may result in injury.

It is recommended to leave all fittings finger tight until assembly is complete, for ease of construction. Once you have finished the assembly of the equipment, go back over all of the nuts and bolts and properly tighten all of them before using the equipment.

The slide is to be assembled/used on a flat surface; Do not use on concrete, asphalt or other hard surfaces. If the slide is set up on grounds with sandy or soft soil conditions, it must be anchored (not included). You should consult a local contractor about the best way to secure the product in your location.

The slide is to be situated at least with a 2m clearance away from fences, walls, out buildings, over hanging branches, laundry lines etc.

Once assembly is complete, carefully check the slide before use. If you find any problems, do not allow children to use the slide until it is fit for use.

Please keep this assembly information and assembly instructions for future use.

WARNINGS

- This slide is for domestic outdoor use only.
- Warning! Choking hazard - This item is not suitable for children under 3 years due to small parts.
- This slide is intended for children 3-6 years and not exceeding 25KG in weight.
- Slide is to be used by only one child at a time.
- For use under adult supervision.
- Do not orientate the slide towards the sun, this may lead to a child becoming dizzy/disorientated through extended use.
- Do not allow children to climb on the side bars of the slide as this could lead to injury.
- This slide is designed for a child to slide down in a seated upright position. Do not encourage children to go down lying flat on their fronts or backs or head first, as this may lead to injury.
- Do not allow children to wander in front of the slide chute during use as this may result in injury.
- Packaging materials are not toys. Please remove all packaging and packing materials before letting children use this slide.



Maintenance

Regularly check this slide for signs of damage or wear. If any damage is visible do not use until this has been rectified.

Maintenance must be carried out by a responsible adult.

Check all nuts and bolts twice monthly during the usage season for tightness and tighten as required. It is particularly important that the procedure be followed at the beginning of each season.

Never use pliers to tighten up screws - these can cause damage to paintwork increasing a risk of rust damage.

Tighten all nuts and bolts securely. Replace as needed. If not checked regularly, bolts can be loose or missed and components can become detached causing injury.

Check the slide at the beginning of the usage season and monthly thereafter for evidence of damage/deterioration. Immediately remove and replace any items that appear weak or broken.

Check all covers designed for bolts and sharp edges regularly to be certain they are present and in good condition. Replace as needed. It is particularly important that all covers are checked prior to the first use in each season.

Inspect metal parts and hardware for proper closure and for signs of wear, deterioration and rust damage. Replace as needed.

Lubricate all metal and moving parts regularly.

Remove plastic slide section and store indoors during periods of inclement weather and when temperature drops below 32 degrees Fahrenheit/0 degrees Celsius.

It is important to check and maintain the main parts at regular intervals. If these checks are not carried out, the slide could overturn or pose an injury hazard.

Make sure that you have all parts listed. If you are missing any parts, please telephone (+44) 0330 0904 420 by email warranty@sportspower.biz, or visit www.sportspowerfit4kids.com to obtain any parts.

PRODUCT WARRANTY

All warranty coverage extends only to the original purchaser of the product and is not assignable or transferable. The original store or online purchase receipt must be kept as proof of purchase in order for the warranty to be valid. These documents must be presented in the event of making a claim under warranty.

During the warranty period, Sportspower will provide repair or replacement of defective equipment or parts thereof covered by the warranty. Any handling, transportation, delivery and other incidental charges in respect of the servicing of the equipment shall be borne by the Purchaser. If the product includes a number of accessories, only the defective part or accessory will be replaced.

The warranty will become void if any defects or damages are associated with the use of unauthorized replacement parts. All replacement parts must be obtained from Sportspower authorized agents.

All decisions made by Sportspower in respect of the servicing of the equipment (including repairs, replacements or issues relating to defects of workmanship or materials) shall be conclusive and the Purchaser agrees to be bound by such decisions. Any defective equipment or part thereof replaced shall become the property of Sportspower.

In the event of a product or accessory being replaced during the guarantee, the guarantee on the replacement will expire at the original date, 6 months from the original purchase date.

This warranty excludes defects caused by the product not being used in accordance with instructions, accidental damage, misuse or being tampered with by unauthorized persons.

The Sportspower Limited Warranty does not cover:

(a) Products used for commercial or rental purposes.

(b) Loss or damage to product due to: (i) abuse, repairs and/or tampering by any person other than the authorized personnel of Sportspower; (ii) negligence and/or misuse (including foreign object, accident, improper storage, exposure to sun/moisture, excessive temperature, sand, dust, dirt, other pollution or other environmental conditions and failure to follow precautions or proper operating instructions stated in the User's Manual such as improper installations); (iii) fire, flood, lightning strike, wind storm or other acts of God; (iv) freight or improper transport damages, and (v) improper usage (including use by under-age, over-weight or excessive number of users permitted as stated in the User's Manual).

(c) Defects, damages or accidents due to the malfunction, connection to or use of non-Sportspower or unauthorized parts. In such event, Sportspower reserves the right to cancel the Limited Warranty coverage immediately.

To the extent allowed by the applicable local law, the remedies in the Limited Warranty are the Purchaser's sole and exclusive remedies.

SPORTSPOWER IS NOT RESPONSIBLE OR LIABLE FOR INDIRECT, SPECIAL OR CONSEQUENTIAL DAMAGES ARISING OUT OF OR IN CONNECTION WITH THE USE OR PERFORMANCE OF THE PRODUCT OR OTHER DAMAGES WITH RESPECT TO ANY ECONOMIC LOSS, LOSS OF PROPERTY, LOSS OF REVENUE OR PROFITS, LOSS OF ENJOYMENT OR USE, COST OF REMOVAL, INSTALLATION OR OTHER CONSEQUENTIAL DAMAGES. SOME STATES DO NOT ALLOW THE EXCLUSION OR LIMITATION OF INCIDENTAL OR CONSEQUENTIAL DAMAGES. ACCORDINGLY, THE ABOVE LIMITATION MAY NOT APPLY TO YOU.

CUSTOMER SERVICE/ SPARE PARTS -(+44) 0330 0904 420
by email warranty@sportspower.biz,
or visit www.sportspowerfit4kids.com

Geemac Sales & Marketing Ltd.
20 Queensbridge Bedford Road Northampton,
United Kingdom, NN4 7BF

Sportspower Ltd.
20/F, Parkview Centre, 7 Lau Li Street, Causeway Bay, Hong Kong
www.sportspowerltd.net